

# Finite Horizon Memory Control of Networked Systems Using Chain-like Lyapunov Function

Liming Liu<sup>1</sup>, Yanxiang Wang<sup>2</sup>, Hong-Tao Sun<sup>3,\*</sup>, Yitao Shen<sup>4</sup> and Hao Wang<sup>3</sup>

<sup>1</sup>*School of Electronic and Electrical Engineering, Shangqiu Normal University, Shangqiu 476000, China*

<sup>2</sup>*Department of Information Engineering, Shandong Water Conservancy Vocational College, Rizhao, 276826, China*

<sup>3</sup>*College of Engineering, Qufu Normal University, Rizhao, 276826, China*

<sup>4</sup>*School of Automotive Engineering, Harbin Institute of Technology (Weihai), Weihai, China*

**Abstract:** This paper proposes a novel finite horizon memory control (FHMC) design framework for networked systems by using input delay approach. A chain-like input delay model is established to characterize the networked control system (NCS) under memory control architecture in order to make full use of historic sampled-data. Based on the proposed chain-like delay model, the corresponding chain-like Lyapunov-Krasovskii function, which records the historic sampling information of NCS, is well constructed for facilitating further analysis and synthesis of the proposed FHMC scheme. Both state feedback controllers and static output feedback controllers are derived by solving LMIs (Linear matrix inequalities). The proposed FHMC scheme is skilled in improving control performance of networked systems. Simulations show the effectiveness of the presented FHMC scheme.

**Keywords:** Networked control systems, Input delay, Finite horizon memory control, Sampled-data control.

## 1. INTRODUCTION

Networked control system (NCS) has been widely applied in many promising areas such as smart grids, Internet of Things and intelligent manufacture [1]. Although fruit results on analysis and synthesis of NCS have been arrived at in the past decades, some new and interesting challenges also arise [2].

In fact, sampling and time delay are the two key features that play an important difference in the stability and stabilization of the NCS [3]. Therefore, a fundamental design of the NCS should take such two factors into account. By considering continuous-time dynamics under discrete-time sampled-data control fashion, the input delay approach [4] is well developed to cope with both time delay and discrete-time sampling. On the one hand, such an input delay approach is beneficial to characterize the sampling characterization and time delay under a unified framework. On the other hand, it is convenient to use the well-studied Lyapunov-Krasovskii functional method to conduct analysis and synthesis for the NCS [5]. It is well known that Lyapunov-Krasovskii functional method exploiting the length of time delay can reach a delay-dependent condition for stabilization of the NCS. In addition, one can also relax the conservative of the time delay system by constructing some novel Lyapunov-Krasovskii functional. Although time delay can be neglected for modern advanced communication and computation technologies, it makes no difference

in the fact that the input delay approach becomes a primary design tool for the analysis and design of the NCS. At present, the input delay approach has been widely founded in networked analysis and design [3, 6].

However, the historic sampled-data are rarely considered in the presented networked control design [7,8]. It is clear that the performance under a memoryless controller can not be better than a memory one although a memoryless control scheme has the advantage of easy implementation. Thus, one can pursue a memory-based control scheme, which includes both current state and past information, to improve the robustness and performance of the NCS [9, 10]. In fact, only current state measurement and delayed measurement are used to design memory controllers in most existing works [7,10]. In order to make full use of the historic sampled-data, the finite horizon memory control (FHMC) scheme, where its idea originated from finite impulse response (FIR) filters, is developed [11]. In essence, finite horizon memory control is similar to the FIR filter which can smooth the system state and reject disturbances or noises by measurements. This is also the reason why the FHMC scheme is able to mitigate the influence of abnormal signal from outside and improve the performance of control systems.

Unfortunately, FHMC scheme is not easily implemented under networked control framework. Actually, the latest sampled-data is often used when one transforms the discrete-time sampling control to a time delay fashion of continuous-time style. However, the successive historic sampled-data are rarely

Address correspondence to this article at College of Engineering, Qufu Normal University, Rizhao, 276826, China;  
E-mail: huntun@qfnu.edu.cn

considered in the traditional memory control models under such hybrid systems which contain both continuous and discrete dynamics. On the one hand, memory control schemes are often founded in discrete-time systems rather than the referred hybrid systems [12]. On the other hand, the presented construction of Lyapunov-Krasovskii function just only pays attention to derive a less conservative criterion for a time-delayed NCS by using the delay interval division method. To our best knowledge, there is no general result on the FHMC scheme for the NCS under sampled-data control with time delay.

Based on the above observations, the main contributions of this paper can be summarized as follows

- A FHMC model for the NCS is established by using input delay approach. Different from the previous results which only the latest sampling information is used [7] or some probability distribution is needed [12, 13], the proposed FHMC model makes full use of finite available historic sampled-data and characterizes it as a chain-like input delay model for the NCS.

- A novel chain-like Lyapunov-Krasovskii candidate is well constructed based on the propose chain-like delay model. Different from the tradition delay interval divisions [14], we will develop a chain-like Lyapunov-Krasovskii candidate to characterize the chain-like delays step-by-step. Thus, each delayed sampling information is included in the proposed Lyapunov-Krasovskii candidate.

- Static output feedback controllers are derived by solving matrix pseudo-inverse. By comparing with the existing dynamic output feedback controller design method [15] or static output feedback method [16], the propose method will significantly simplify the static output feedback controller design by using direct matrix analysis and operations.

The reminder of this paper is organized as follows. Section 2 establishes the FHMC model for the NCS. Section 3 conducts the stability analysis and controllers design of the NCS based on the FHMC scheme. Section 4 verifies the proposed theory results through simulations. Section 5 concludes this paper.

## 2. MODELING OF FHMC UNDER NETWORKED ENVIRONMENT

The dynamics of the interested NCS to be controlled is described as follows

$$\begin{cases} \dot{x}(t) = Ax(t) + Bu(t) + Dw(t) \\ y = Cx(t) \end{cases} \quad (1)$$

where  $x(t) \in R^n$ ,  $y(t) \in R^m$ ,  $u(t) \in R^p$  are the state, output and control vectors, respectively.  $A$ ,  $B$ ,  $C$ ,  $D$  are the constant matrices with appropriate dimensions.  $w(t)$  is the external disturbance.

Under networked control environment, suppose the sensor is time-driven with sampling period  $h$  and the controller and actuator are event-driven. In order to exploit the historical sampled-data, the FHMC scheme is designed as

$$u(t) = \begin{cases} \sum_{i=0}^{N-1} K_{Si} x(kh - ih) & \text{State feedback} \\ \sum_{i=0}^{N-1} K_{Oi} Cx(kh - ih) & \text{Output feedback} \end{cases} \quad (2)$$

for  $t \in [kh + \tau_k, (k+1)h + \tau_{k+1})$ . Here,  $K_{Si}$  and  $K_{Oi}$  are the state feedback controller gain and output feedback controller gain, respectively.  $\tau_k$  is the transmission delay due to communication network,  $N$  is the memory length of sampled-data.

Then substituting (2) into dynamics (1) yields

$$\dot{x}(t) = Ax(t) + B_i x(kh - ih) + Dw(t) \quad (3)$$

for  $t \in [kh + \tau_k, (k+1)h + \tau_{k+1})$ . Here,  $B_i = BK_{Si}$  (state feedback case) or  $B_i = BK_{Oi}C$  (output feedback case).

**Remark 1:** Traditionally, only  $x(kh)$  is used for the memoryless state or output feedback controller design, namely  $u(t) = Kx(kh)$  [17]. However, the most recently  $N$  sampled-data, *i.e.*  $x(kh), x((k-1)h), \dots, x((k-N+1)h)$  are used for the proposed FHMC scheme. Under FHMC scheme, it is clear that both current measurement and historic samplings are feeded back in the closed-loop NCS. Thus, the improvement of control performance is expected.

Define  $\tau(t) = t - kh$ , thus one can arrive at that  $\tau(t)$  is a linear piecewise function with  $0 < \tau(t) < \tau$  and historical sampling instants satisfy

$$\begin{cases} kh = t - \tau(t) \\ (k-1)h = t - \tau(t) - h \\ (k-2)h = t - \tau(t) - 2h \\ \vdots \\ (k-N+1)h = t - \tau(t) - (N-1)h \end{cases} \quad (4)$$

Then the closed system (3) can be further described by

$$\dot{x}(t) = Ax(t) + \sum_{i=0}^{N-1} B_i x(t - \tau(t) - ih) + Dw(t) \quad (5)$$

for  $t \in [kh + \tau_k, (k+1)h + \tau_{k+1})$ . The initial condition is given by  $x(0) = x_0$  and  $x(-ih) = 0$  for  $i = \{1, 2, \dots, N-1\}$ .

**Remark 2:** It is clear that the time delay for each sampling instant can be represented by  $(k-i)h = t - \tau(t) - ih$ . In fact, the time delay can be divided into two parts which includes fixed part and time varying part. The time varying part  $\tau(t)$  characterizes by the network transmission delay and the fixed part  $h$  characterizes the history sampling instants. Due to the fact that the fixed part is caused by every two adjacent sampling instants with a fixed sampling period  $h$ , we call this chain-like delay.

The control objectives of this paper is to pursue the finite horizon memory controllers of the NCS (5) while the ISS property is guaranteed. The definition of ISS is given by

**Definition 1:** [18] The FHMC of NCS (5) is said to be ISS if there exist a  $KL$  function  $\mu(\cdot)$  and a  $K$  function  $\nu(\cdot)$  such that

$$\|x(t, t_0)\| \leq \mu(\|x(t_0)\|) + \nu(\|w(t)\|_\infty) \quad (6)$$

where  $w(t)$  is a bounded external disturbance.

### 3. STABILITY ANALYSIS AND CONTROLLERS DESIGN

In this section, the stability criterion and controller design for the NCS under FHMC scheme are presented.

#### 3.1. Stability analysis

**Theorem 1:** Consider the FHMC of NCS (5). For some positive scalars  $h, \tau, \alpha$  and  $\zeta$ , the NCS (5) is ISS if there exists some positive definite matrices  $P, Q_i$  and  $R_i, i \in \{0, 1, \dots, N-1\}$  satisfying

$$\begin{bmatrix} \Sigma_{11}^{(N-1)} & \Sigma_{12}^{(N-1)} \\ * & \Sigma_{22}^{(N-1)} \end{bmatrix} < 0 \quad (7)$$

where

$$\Sigma_{11}^{(N-1)} = \begin{bmatrix} \varphi_{11} & \varphi_{12} & \varphi_{13} & L & \varphi_{1(N-1)} & PD \\ * & \varphi_{22} & 0 & L & 0 & 0 \\ * & * & \varphi_{33} & L & 0 & 0 \\ * & * & * & 0 & 0 & 0 \\ * & * & * & * & \varphi_{(N-1)(N-1)} & 0 \\ * & * & * & * & * & -\zeta^2 I \end{bmatrix}$$

with

$$\varphi_{11} = A^T P + PA + 2\alpha P + Q_0 - \sum_{i=0}^{N-1} e^{-2\alpha(\tau+ih)} R_i,$$

$$\varphi_{12} = PB_{K_0} + e^{-2\alpha\tau} R_0,$$

$$\varphi_{13} = PB_{K_1} + e^{-2\alpha(\tau+h)} R_1,$$

$\dots,$

$$\varphi_{1(N-1)} = PB_{K_{N-1}} + e^{-2\alpha(\tau+(N-1)h)} R_{N-1},$$

$$\varphi_{22} = -e^{-2\alpha\tau} (Q_0 + R_0) + e^{-2\alpha(\tau+h)} R_1,$$

$$\varphi_{33} = -e^{-2\alpha(\tau+h)} (Q_1 + R_1) + e^{-2\alpha(\tau+2h)} R_2,$$

$\dots,$

$$\varphi_{(N-1)(N-1)} = -e^{-2\alpha(\tau+(N-1)h)} (Q_{N-1} + R_{N-1}),$$

$$\Sigma_{12}^{(N-1)} =$$

$$\begin{bmatrix} \tau(R\Gamma)^T & (\tau+h)(R\Gamma)^T & L & (\tau+(N-1)h)(R\Gamma)^T \end{bmatrix}$$

with

$$\Gamma = \begin{bmatrix} A & B_{K_0} & B_{K_1} & L & B_{K_{N-1}} & D \end{bmatrix},$$

$$\Sigma_{22}^{(N-1)} = \text{diag} \{-R_0 \quad -R_1 \quad L \quad -R_{N-1}\}.$$

**Proof:** We choose the following chain-like Lyapunov-Krasovskii candidates as

$$V(t) = V_1(t) + V_2(t) + V_3(t) \quad (8)$$

where

$$V_1(t) = x^T(t) P x(t)$$

$$V_2(t) = \sum_{i=0}^{N-1} \int_{t-\tau-ih}^{t-ih} e^{2\alpha(s-t)} \dot{x}^T(s) Q_i \dot{x}(s) ds \quad (9)$$

$$V_3(t) = \sum_{i=0}^{N-1} (\tau+ih) \int_{-(\tau+ih)}^0 \int_{t+\theta}^t e^{2\alpha(s-t)} \dot{x}^T(s) R_i \dot{x}(s) ds d\theta$$

Differentiating (8) with respect to  $t$  along trajectory (3) yields

$$\begin{aligned} \dot{V}_1(t) &= x^T(t) (A^T P + PA) x(t) + 2x^T(t) P D w(t) \\ &+ 2x^T(t) P \sum_{i=0}^{N-1} B_i x(t - \tau(t) - ih) \end{aligned} \quad (10)$$

$$\begin{aligned} \dot{V}_2(t) &= 2\alpha V_2(t) \\ &+ x^T(t) Q_0 x(t) - e^{-2\alpha\tau} x^T(t - \tau) Q_0 x(t - \tau) \\ &+ \sum_{i=1}^{N-1} [x^T(t - \tau - ih) Q_i x(t - \tau - ih) \\ &- x^T(t - \tau - (i+1)h) Q_i x(t - \tau - (i+1)h)] \end{aligned} \quad (11)$$

$$\begin{aligned} \dot{V}_3(t) &= 2\alpha V_3(t) + \sum_{i=0}^{N-1} [(\tau+ih)^2 \dot{x}^T(t) R \dot{x}(t) \\ &- (\tau+ih) \int_{t-(\tau+ih)}^t e^{2\alpha(s-t)} \dot{x}^T(s) R \dot{x}(s) ds] \end{aligned} \quad (12)$$

Using Jessen inequality [19], there exists

$$\begin{aligned}
 & -(\tau + ih) \int_{t-\tau-ih}^{t-ih} e^{2\alpha(s-t)} \dot{x}^T(s) R_i \dot{x}(s) ds \leq \\
 & -e^{-2\alpha\tau} \xi_i(t)^T \begin{bmatrix} R_i & -R_i \\ * & R_i \end{bmatrix} \xi_i(t) \tag{13}
 \end{aligned}$$

where  $\xi_i(t) = [x^T(t-ih) \quad x^T(t-\tau(t)-ih)]^T$ .

Combining with (10)~(13), we can arrive at

$$\begin{aligned}
 & \dot{V}(t) + 2\alpha V(t) - \zeta w^T(t) w(t) \\
 & \leq \xi^T(t) \Xi_{11} \xi(t) + \tau(t)^2 \dot{x}^T(t) R_i \dot{x}(t) \tag{14}
 \end{aligned}$$

where

$\xi(t) = \text{col}\{x(t), x(t-\tau(t)), \dots, x(t-\tau(t)-(N-1)h), w(t)\}$   
 and  $\Xi_{11}$  is given by (7).

Applying Schur complement lemma to the right side of (14), we obtain that

$$\dot{V}(t) + 2\alpha V(t) - \zeta w^T(t) w(t) < 0 \tag{15}$$

if (7) holds.

This yields

$$\dot{V}(t) + 2\alpha V(t) < \zeta w^T(t) w(t). \tag{16}$$

Multiplying both sides of (16) with  $e^{2\alpha t}$ , we have

$$e^{\alpha t} \dot{V}(t) + 2\alpha e^{2\alpha t} V(t) < \zeta e^{2\alpha t} w^T(t) w(t). \tag{17}$$

From (17), one can obtain

$$\frac{d(e^{2\alpha t} V(t))}{dt} < \zeta e^{2\alpha t} w^T(t) w(t). \tag{18}$$

Integrating both sides of (24) from  $t$  to  $+\infty$ , then

$$e^{2\alpha t} V(t) - V(0) < \zeta (e^{2\alpha t} w^T(t) w(t) - w^T(0) w(0)), \tag{19}$$

which implies

$$V(t) < e^{-2\alpha t} V(0) + \zeta \int_0^t e^{-2\alpha(t-s)} w^T(s) w(s) ds \tag{20}$$

by multiplying both sides of (20).

Let  $a = \lambda_{\min}(P)$ ,  $b = \lambda_{\max}(P)$ ,  $\|\bar{w}\| = \max(\|w(t)\|)$ , it gives

$$\|x(t)\| \leq \sqrt{\frac{b}{a}} e^{-2\alpha t} \|x(0)\| + \zeta \sqrt{\frac{1}{a}} \|\bar{w}\| \tag{21}$$

which completes proof.

**Remark 3:** From the constructed chain-like Lyapunov-Krasovskii function (8), it is clear that the single integral parts,

$\int_{t-\tau}^t f(\cdot) ds, \int_{t-\tau-h}^{t-\tau} f(\cdot) ds, \dots, \int_{t-\tau-ih}^{t-\tau-(i+1)h} f(\cdot) ds$ , describe a chain-like connection for historic sampled-data  $x(kh), x((k-1)h), \dots, x((k-i)h)$ . Then, double integral parts,

$\tau \int_{-\tau}^0 \int_{t+\theta}^t f(\cdot) ds d\theta, (\tau+h) \int_{-\tau-h}^0 \int_{t+\theta}^t f(\cdot) ds d\theta, \dots, (\tau+ih) \int_{-\tau-ih}^0 \int_{t+\theta}^t f(\cdot) ds d\theta$ , characterize the delay-dependent information for historic sampled-data  $x(kh), x((k-1)h), \dots, x((k-i)h)$ . Thus, each collected sampled-data information are fully taken into account for the chain-like Lyapunov-Krasovskii function (8).

**Remark 4:** Traditional ‘‘interval division method’’, which divides a large delay interval into servals small delay intervals, pays more attentions on finding a more larger time delay bound by designing more positive matrices in Lyapunov-Krasovskii function. However, the chain-like Lyapunov-Krasovskii functions will devote themselves into exploiting the historic sampled-data.

**Corollary 1:** Consider the memoryless control of NCS (5). For some positive scalars  $\alpha, \tau$ , if there exists positive definite matrix  $P_0, Q_0, R_0$  satisfying

$$\begin{bmatrix} \Sigma_{11} & \Sigma_{12} \\ * & \Sigma_{22} \end{bmatrix} < 0 \tag{22}$$

where

$$\Sigma_{11} = [(1,1) = A^T P + PA + 2\alpha_0 P + Q_0 - e^{-\alpha\tau} R_0,$$

$$(1,2) = PBK + e^{-\alpha\tau} R_0, (1,3) = PD,$$

$$(2,2) = -e^{-2\alpha\tau} Q_0 - e^{-2\alpha\tau} R_0, (3,3) = -\zeta]$$

$$\Sigma_{22} = -R_0,$$

$$\Sigma_{12} = \tau R_0 \Gamma \quad \text{with } \Gamma^T = [A, BK, D].$$

Then, the NCS (5) is ISS.

**Proof:** Let  $i=0$  in Theorem 3.1, one can easily arrive at the desired result. The similarly results can also be founded in [20].

### 3.2. State and Output Feedback Controllers Design

**Theorem 2:** Consider the FHMC of NCS (5). For some positive scalars  $h, \tau, \alpha, \gamma$ , if there exists

positive definite matrices  $X, \tilde{Q}_i$  and  $\tilde{R}_i$ ,  $i \in \{0, 1, \dots, N-1\}$  satisfying

$$\begin{bmatrix} \overset{(N-1)}{\Sigma_{11}} & \overset{(N-1)}{\Sigma_{12}} \\ * & \overset{(N-1)}{\Sigma_{22}} \end{bmatrix} < 0 \quad (23)$$

where

$$\tilde{\Sigma}_{11} = \begin{bmatrix} \infty & \infty & \infty & L & \infty & D \\ \varphi_{11} & \varphi_{12} & \varphi_{13} & & \varphi_{1(N-1)} & \\ * & \infty & 0 & L & 0 & 0 \\ & \varphi_{22} & & & & \\ * & * & \infty & L & 0 & 0 \\ * & * & * & 0 & 0 & 0 \\ * & * & * & * & \infty & 0 \\ * & * & * & * & \varphi_{(N-1)(N-1)} & \\ * & * & * & * & * & -\gamma^2 I \end{bmatrix}$$

with

$$\tilde{\varphi}_{11} = A^T X + AX + 2\alpha X + \tilde{Q}_0 - \sum_{i=0}^{N-1} e^{-2\alpha(\tau+ih)} \tilde{R}_i,$$

$$\tilde{\varphi}_{12} = B\tilde{Y}_0 + e^{-2\alpha\tau} \tilde{R}_0,$$

$$\tilde{\varphi}_{13} = B\tilde{Y}_1 + e^{-2\alpha(\tau+h)} \tilde{R}_1,$$

...

$$\tilde{\varphi}_{1i} = B\tilde{Y}_i + e^{-2\alpha(\tau+ih)} \tilde{R}_i,$$

$$\tilde{\varphi}_{1i} = D,$$

$$\tilde{\varphi}_{22} = -e^{-2\alpha\tau} (\tilde{Q}_0 + \tilde{R}_0) + e^{-2\alpha(\tau+h)} \tilde{R}_1,$$

$$\tilde{\varphi}_{33} = -e^{-2\alpha(\tau+h)} (\tilde{Q}_1 + \tilde{R}_1) + e^{-2\alpha(\tau+2h)} \tilde{R}_2,$$

...

$$\tilde{\varphi}_{(N-1)(N-1)} = -e^{-2\alpha(\tau+(N-1)h)} (\tilde{Q}_{N-1} + \tilde{R}_{N-1}),$$

$$\tilde{\Sigma}_{12} =$$

$$\begin{bmatrix} \tau \overset{\infty}{\Gamma} & (\tau+h) \overset{\infty}{\Gamma} & L & (\tau+(N-1)h) \overset{\infty}{\Gamma} \end{bmatrix}^T$$

with

$$\Gamma = \begin{bmatrix} AX & B\overset{\infty}{Y}_0 & B\overset{\infty}{Y}_1 & L & B\overset{\infty}{Y}_{N-1} & D \end{bmatrix},$$

$$\Sigma_{22} = \text{diag} \left\{ \overset{\infty}{R}_0 - 2X \quad \overset{\infty}{R}_1 - 2X \quad L \quad \overset{\infty}{R}_{N-1} - 2X \right\}.$$

Then state feedback controllers of FHMC for the NCS can be designed as

$$K_{S_i} = Y_i X^{-1} \quad i \in \{0, 1, 2, \dots, N-1\} \quad (24)$$

the output feedback controllers can be designed as

$$K_{O_i} = Y_i X^{-1} C^T (CC^T)^{-1} \quad i \in \{0, 1, 2, \dots, N-1\}. \quad (25)$$

**Proof:** Define  $X = P^{-1}$ ,  $Y_i = K_{S_i} X$ ,  $Y_i = K_{O_i} C X$ ,

$\tilde{Q}_i = X Q_i X$ ,  $\tilde{R}_i = X R_i X$ . We first pre-and-post multiply both sides of the first matrix inequality of (7) with a diagonal matrix  $\text{diag}[X \quad X \quad \dots \quad X \quad I]$ . Then we use

the fact that  $-X \tilde{Q}_i X \leq \tilde{Q}_i - 2X$ ,

$-X \tilde{R}_i X \leq \tilde{R}_i - 2X - X \tilde{Q}_i X \leq \tilde{Q}_i - 2X$  to deal with

nonlinear items  $\tilde{Q}_i = X Q_i X$ ,  $\tilde{R}_i = X R_i X$ , respectively.

Then  $K_{S_i} = Y_i X^{-1}$  is reached. Further,  $C^{-1} = C^T (CC^T)^{-1}$  is exploited to derive the output feedback controller  $K_{O_i} = Y_i X^{-1} C^T (CC^T)^{-1}$ . Then the desired results are reached.

**Remark 5:** In fact, it is not easy to derive a static output feedback controller for LMI (23) because of the existing of nonlinear item  $KCX$ . A common method to the static output feedback controller design one can refer to [21, 22]. However, a directly method using matrix pseudo-inverse is exploiting to reach the static output feedback controllers. Thus, state feedback controller and output feedback controller are designed in a unified framework [23].

**Corollary 2:** Consider the memoryless control of NCS (5). For some positive scalars  $\alpha$ ,  $\tau$ ,  $\zeta$ , if there

exists positive definite matrix  $X_0$ ,  $\tilde{Q}_0$ ,  $\tilde{R}_0$  satisfy

$$\begin{bmatrix} \infty & \infty \\ \Sigma_{11} & \Sigma_{12} \\ * & \infty \\ & \Sigma_{22} \end{bmatrix} < 0 \quad (26)$$

where

$$\tilde{\Sigma}_{11} = [(1, 2) = X_0 A^T + AX_0 - 2\alpha X_0 + \tilde{Q}_0 - e^{-2\alpha_0\tau} \tilde{R}_0,$$

$$(1, 2) = B\tilde{Y}_0 + e^{-2\alpha\tau} \tilde{R}_0, (1, 3) = D,$$

$$((2,2) = -e^{-2\alpha\tau} \tilde{Q}_0 - e^{-2\alpha\tau} \tilde{R}, (3,3) = -\zeta]$$

$$\bar{\Sigma}_{22} = \tilde{R}_0 - 2X_0,$$

$$\bar{\Sigma}_{12} = \tau[AX_0, BY_0, D]^T.$$

Then the static state feedback controller can be designed as

$$K_{S0} = Y_0 X^{-1}, \quad (27)$$

the static output feedback controller can be designed as

$$K_{O_i} = Y_0 X^{-1} C^T (C C^T)^{-1}. \quad (28)$$

**Proof:** Let  $i=0$  in Theorem 3.2, one can easily arrive at the desired result. The similarly results can also be founded in [20].

#### 4. EXAMPLE AND DISCUSSIONS

In this section, the simulation experiments on speed tracking of PMSM are give to illustrate the proposed memory-based control scheme.

Consider the  $d-q$  model of permanent-magnet synchronous motor given as follows

$$\begin{cases} \frac{di_d(t)}{dt} = -\frac{R_m}{L_d} i_d(t) + n_p w(t) i_q(t) + \frac{1}{L_d} u_d(t) \\ \frac{di_q(t)}{dt} = -\frac{R_m}{L_q} i_q(t) + n_p w(t) i_d(t) + \frac{1}{L_d} u_q(t) - \frac{n_p w \varphi_f}{L_q} \\ \frac{dw(t)}{dt} = -\frac{T_L}{J} + \frac{3n_p \varphi_f}{J} i_q(t) - \frac{B_v w(t)}{J} \end{cases} \quad (29)$$

where  $R_m$  is the resistance,  $L$  is the inductance,  $n_p$  is the number of pole pairs,  $\varphi_f$  is the permanent magnet flux,  $J$  is the moment of inertia,  $J$  is the load torque,  $i_d(t)$  is the  $d$ -axis current,  $w(t)$  is the rotor speed,  $i_q(t)$  is the  $q$ -axis current,  $u_q(t)$  is the  $q$ -axis voltage,  $u_d(t)$  is the  $d$ -axis voltage.

Denote  $w^*(t)$  the reference rotor speed. By defining the tracking error  $e(t) = w^*(t) - w(t)$ ,  $e(t) = w^*(t) - w(t)$  and  $x_2(t) = e(t)$ , we can arrive at

$$\begin{cases} \dot{x}(t) = \begin{bmatrix} 0 & 1 \\ 0 & -a \end{bmatrix} x(t) + \begin{bmatrix} 0 \\ b \end{bmatrix} u(t) + \begin{bmatrix} 0 \\ 1 \end{bmatrix} d(t) \\ y(t) = \begin{bmatrix} 0.5 & 0.2 \end{bmatrix} x(t) \end{cases} \quad (30)$$

where  $x(t) = [x_1(t) \ x_2(t)]^T$ ,  $a = \frac{B_v}{J}$ ,  $b = \frac{3n_p \varphi_f}{2J}$  and  $d(t) = \frac{\dot{T}_L}{J} + a\dot{w}^*(t) + \ddot{w}^*(t)$ .

The detailed parameters of PMSM are given as following Table 1.

Then, set the simulation time  $T=30s$ , sampling period  $h=0.01s$ ,  $\alpha=0.2$ ,  $\alpha=0.2$ . Based on the above derived speed control model (30), we use YALMIP [24] to solve LMIs in Theorem 3.2. It is easy to see that  $\dot{w}^*(t) = \ddot{w}^*(t) = 0$  for a constant speed tracking.

##### • State feedback case

Based on Theorem 3.2, the state feedback controllers of FHMC scheme are solved and given as follows

$$\begin{aligned} K_{S0} &= [-0.0021 \quad -0.0035] \\ K_{S1} &= [-0.0014 \quad -0.0031] \\ K_{S2} &= [-0.0021 \quad -0.0027] \end{aligned} \quad (31)$$

We first apply only  $K_{S0}$  and then the memory controllers  $K_{S0}, K_{S1}, K_{S2}$  to the controlled system (30). The simulations on state response and control inputs are given as below Figures 1 and 2.

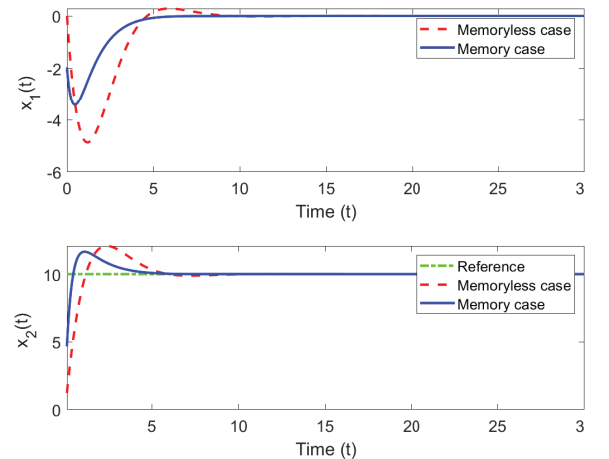


Figure 1: Responses on state feedback case.

Table 1: Parameters of PMSM

$w^*(r/s)$	$J(kg \cdot m)$	$n_p$	$\varphi_f(Wb)$	$B_v(N \cdot m \cdot s / rad)$
10	$2.77 \times 10^{-3}$	4	0.175	$5.6 \times 10^{-6}$

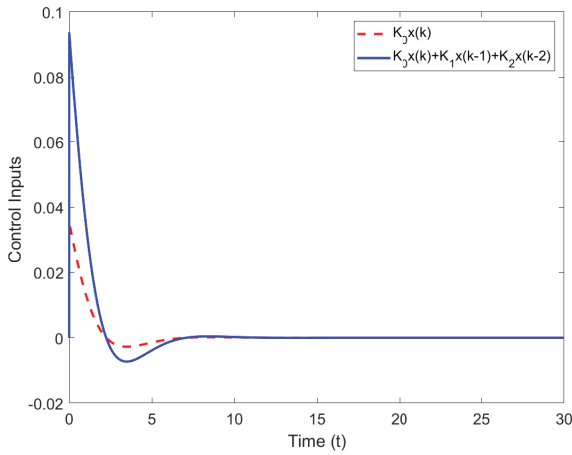


Figure 2: Control inputs under state feedback case.

The above Figure 1 shows that the performance of speed tracking under memory controllers  $K_{S0}, K_{S1}, K_{S2}$  is obviously improved by comparing the memoryless case with only  $K_{S0}$ . However, one can see that more control effort is needed while improving such tracking performance from Figure 2.

• Output feedback case

Similar to state feedback case, the output feedback controllers of FHMC scheme are solved and given as follows

$$\begin{aligned} K_{O0} &= [-0.0061] \\ K_{O1} &= [-0.0045] \\ K_{O2} &= [-0.0054] \end{aligned} \quad (32)$$

by solving LMI (23). Here, matrices  $\tilde{X}, \tilde{Q}_0, \tilde{Q}_1, \tilde{Q}_2, \tilde{R}_0, \tilde{R}_1, \tilde{R}_2$  are the same as in (31). By applying  $K_{O0}$  and  $K_{O1}, K_{O1}, K_{O2}$  to the controlled system (30) respectively, we obtained the following state response and control input results. The simulations given by the following Figure 3 and 4.

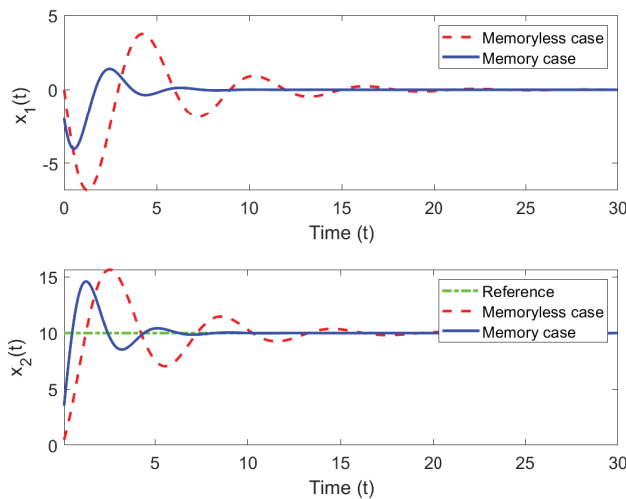


Figure 3: Responses on output feedback case.

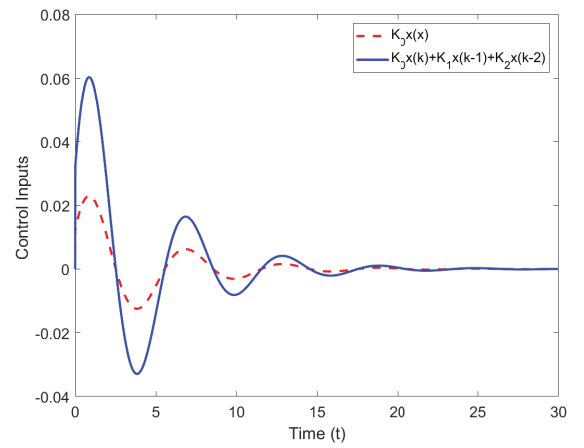


Figure 4: Control inputs under output feedback case.

From Figure 3, it is obvious that the performance degradation is shown under output feedback case by comparing with the state feedback case which indicated by Figure 1. However, the improvement of speed tracking performance under memory control case is obvious for the output feedback case.

Based on Figure 1 and Figure 3, one can see that the memory control scheme is benefit to improve the control performance for both state and output feedback cases. It is well known that the tracking control performance is worse that the feedback case due to the fact that less information is obtained under output feedback case. Such fact is also confirmed by the above simulation results.

5. CONCLUSIONS

In this paper, FHMC scheme has been developed for the NCS by using the historic sampled-data. First, a chain-like delay model has been established to make full use the historic sampled-data. In order to cope with such step-by-step input delays, the corresponding chain-like Lyapunov-Krasovski function has been constructed such one can exploit the historic sampling knowledge. Then, LMIs have been derived which is readily to arrive at the memory controllers design. At last, the effectiveness of the proposed memory control scheme is confirmed via some simulation results.

In fact, the proposed FHMC scheme shows some advantages on improvement of the control performance of the NCS by exploiting the historic sampling-data under networked environment. This extended the results on input delay approach with applications to the NCSs. In the future, the event-triggered control and security issues should be further considered based on the proposed FHMC scheme.

6. ACKNOLEGEMENT

This work was supported in part by the National Natural Science Foundation of China under Grants

62103229, 62173218, the Natural Science Foundation of Shandong Province under Grant ZR2021QF026, the China Postdoctoral Science Foundation under Grant 2021M692024.

## REFERENCES

- [1] Keqin Gu. An integral inequality in the stability problem of time-delay systems. In Proceedings of the 39th IEEE Conference on Decision and Control, volume 3, pages 2805-2810. IEEE, 2000.
- [2] Emilia Fridman, Michel Dambrine, and Nima Yeganefer. On input-to-state stability of systems with time-delay: A matrix inequalities approach. *Automatica*, 44(9): 2364-2369, 2008. <https://doi.org/10.1016/j.automatica.2008.01.012>
- [3] Johan Lofberg. Yalmip: A toolbox for modeling and optimization in matlab. In 2004 IEEE International Conference on Robotics and Automation, pages 284-289. IEEE, 2004.
- [4] Young Soo Moon, Poogyeon Park, Wook Hyun Kwon, and Young Sam Lee. Delay-dependent robust stabilization of uncertain state-delayed systems. *International Journal of control*, 74(14): 1447-1455, 2001. <https://doi.org/10.1080/00207170110067116>
- [5] Xian-Ming Zhang, Qing-Long Han, Xiaohua Ge, Derui Ding, Lei Ding, Dong Yue, and Chen Peng. Networked control systems: A survey of trends and techniques. *IEEE/CAA Journal of Automatica Sinica*, 7(1): 1-17, 2019. <https://doi.org/10.1109/JAS.2019.1911651>
- [6] Rachana A Gupta and Mo-Yuen Chow. Overview of networked control systems. *Networked Control Systems: Theory and Applications*, pages 1-23, 2008. [https://doi.org/10.1007/978-1-84800-215-9\\_1](https://doi.org/10.1007/978-1-84800-215-9_1)
- [7] Kun Liu, Anton Selivanov, and Emilia Fridman. Survey on time-delay approach to networked control. *Annual Reviews in Control*, 48: 57-79, 2019. <https://doi.org/10.1016/j.arcontrol.2019.06.005>
- [8] Emilia Fridman, Alexandre Seuret, and Jean-Pierre Richard. Robust sampled-data stabilization of linear systems: an input delay approach. *Automatica*, 40(8): 1441-1446, 2004. <https://doi.org/10.1016/j.automatica.2004.03.003>
- [9] Dawei Zhang, Qing-Long Han, and Xian-Ming Zhang. Network-based modeling and proportional-integral control for direct-drive-wheel systems in wireless network environments. *IEEE Transactions on Cybernetics*, 50(6): 2462-2474, 2019. <https://doi.org/10.1109/TCYB.2019.2924450>
- [10] Xian-Ming Zhang, Qing-Long Han, and Bao-Lin Zhang. An overview and deep investigation on sampled-data-based event-triggered control and filtering for networked systems. *IEEE Transactions on Industrial Informatics*, 13(1): 4-16, 2016. <https://doi.org/10.1109/TII.2016.2607150>
- [11] Engang Tian and Chen Peng. Memory-based event-triggering  $H_\infty$  load frequency control for power systems under deception attacks. *IEEE Transactions on Cybernetics*, 50(11): 4610-4618, 2020. <https://doi.org/10.1109/TCYB.2020.2972384>
- [12] Wook Hyun Kwon and Soohee Han. Receding horizon finite memory controls for output feedback controls of state-space systems. *IEEE Transactions on Automatic Control*, 49(11): 1905-1915, 2004. <https://doi.org/10.1109/TAC.2004.837594>
- [13] Choon Ki Ahn. Robustness bound for receding horizon finite memory control: Lyapunov-krasovskii approach. *International Journal of Control*, 85(7): 942-949, 2012. <https://doi.org/10.1080/00207179.2012.669849>
- [14] Wook Kwon and Oh Kwon. FIR filters and recursive forms for continuous time-invariant state-space models. *IEEE transactions on automatic control*, 32(4): 352-356, 1987. <https://doi.org/10.1109/TAC.1987.1104606>
- [15] Songlin Hu, Xiuxia Yin, Yunning Zhang, and Yong Ma. Further results on memory control of nonlinear discrete-time networked control systems with random input delay. *Nonlinear Dynamics*, 77: 1531-1545, 2014. <https://doi.org/10.1007/s11071-014-1397-y>
- [16] Xian-Ming Zhang, Qing-Long Han, Xiaohua Ge, and Lei Ding. Resilient control design based on a sampled-data model for a class of networked control systems under denial-of-service attacks. *IEEE Transactions on Cybernetics*, 50(8): 3616-3626, 2020. <https://doi.org/10.1109/TCYB.2019.2956137>
- [17] Xian-Ming Zhang and Qing-Long Han. Event-triggered dynamic output feedback control for networked control systems. *IET Control Theory & Applications*, 8(4): 226-234, 2014. <https://doi.org/10.1049/iet-cta.2013.0253>
- [18] Hong-Tao Sun, Chen Peng, Yulong Wang, and Yu-Chu Tian. Output-based resilient event-triggered control for networked control systems under denial of service attacks. *IET Control Theory & Applications*, 13(16): 2521-2528, 2019. <https://doi.org/10.1049/iet-cta.2018.5167>
- [19] Jin Zhang and Chen Peng. Guaranteed cost control of uncertain networked control systems with a hybrid communication scheme. *IEEE Transactions on Systems, Man, and Cybernetics: Systems*, 50(9): 3126-3135, 2018. <https://doi.org/10.1109/TSMC.2018.2833203>
- [20] Engang Tian, Zidong Wang, Lei Zou, and Dong Yue. Chance-constrained  $h_\infty$  control for a class of time-varying systems with stochastic nonlinearities: The finite-horizon case. *Automatica*, 107: 296-305, 2019. <https://doi.org/10.1016/j.automatica.2019.05.039>
- [21] Hong-Tao Sun, Chen Peng, Maoli Wang, and Min Zhao. Input to state stabilization of networked systems under a specified packet dropout rate. *ISA transactions*, 129: 297-304, 2022. <https://doi.org/10.1016/j.isatra.2021.12.027>
- [22] Hongtao Sun, Chen Peng, Dong Yue, Yu Long Wang, and Tengfei Zhang. Resilient load frequency control of cyber-physical power systems under qos-dependent event-triggered communication. *IEEE Transactions on Systems, Man, and Cybernetics: Systems*, 51(4): 2113-2122, 2020. <https://doi.org/10.1109/TSMC.2020.2979992>
- [23] Cesar AR Crusius and Alexandre Trofino. Sufficient lmi conditions for output feedback control problems. *IEEE Transactions on Automatic Control*, 44(5): 1053-1057, 1999. <https://doi.org/10.1109/9.763227>
- [24] Zahra Sadat Aghayan, Alireza Alfi, and António M Lopes. LMI-based delayed output feedback controller design for a class of fractional-order neutral-type delay systems using guaranteed cost control approach. *Entropy*, 24(10): 1496, 2022. <https://doi.org/10.3390/e24101496>

Received on 19-11-2023

Accepted on 22-12-2023

Published on 29-12-2023

DOI: <https://doi.org/10.31875/2409-9694.2023.10.14>

© 2023 Liu et al.; Licensee Zeal Press.

This is an open access article licensed under the terms of the Creative Commons Attribution Non-Commercial License (<http://creativecommons.org/licenses/by-nc/3.0/>), which permits unrestricted, non-commercial use, distribution and reproduction in any medium, provided the work is properly cited.